

MEDECINS SANS FRONTIERES INDIA

FOREIGN CONTRIBUTION BALANCE SHEET AS AT 31ST,MARCH,2023				
FOREIGN PROJECTS		SCHEDULE	As at March 31, 2023	As at March 31, 2022
<u>SOURCES OF FUNDS</u>				
I. FUND BALANCES:				
a.General Fund	[01]		1,165,011	3,831,220
			<u>1,165,011</u>	<u>3,831,220</u>
II. LOAN FUNDS				
			-	-
TOTAL Rs.	[I + II]		<u>1,165,011</u>	<u>3,831,220</u>
<u>APPLICATION OF FUNDS</u>				
I.FIXED ASSETS				
	[02]			
Opening Balance			2,471,713	-
Add: Addition During the Year			972,694	3,105,420
Less: Depreciation			1,096,945	633,707
Net Block			<u>2,347,462</u>	<u>2,471,713</u>
II.INVESTMENTS				
			-	-
III.CURRENT ASSETS, LOANS & ADVANCES:				
a.Loans & Advances	[03]		453,032	446,366
b.Other Current Assets	[04]		720,000	120,000
c.Cash & Bank Balance	[05]		15,330,048	3,251,205
	A		<u>16,503,079</u>	<u>3,817,571</u>
Less: CURRENT LIABILITIES & PROVISIONS:				
a.Current Liabilities	[06]		17,685,530	2,458,063
	B		<u>17,685,530</u>	<u>2,458,063</u>
NET CURRENT ASSETS	[A - B]		<u>(1,182,451)</u>	<u>1,359,507</u>
TOTAL Rs.	[I+II+III]		<u>1,165,011</u>	<u>3,831,220</u>

Notes to Accounts form an Integral part of the Balance Sheet

As per our report of even date

For S.Sahoo & Co.
Chartered Accountants

CA. (Dr.) Subhajit Sahoo, FCA , LLB

Partner
Membership Number : 057426
ICAI Firm Registration No : 322952E

Place: New Delhi
Date: 18-12-2023

For and behalf of Medecins Sans Frontieres India



Chanjiv Singh
Director

Dr. Chanjiv Singh

Director
DIN: 06384791



Sunita Abraham
Director

Dr. Sunita Baskar Abraham

Director
DIN: 08222868



Divya Sood
Chief Functionary

Divya Sood
Chief functionary

MEDECINS SANS FRONTIERES INDIA

INCOME & EXPENDITURE ACCOUNT FOR THE YEAR ENDED 31/03/2023			
FOREIGN PROJECTS			
	SCHEDULE	As at March 31, 2023	As at March 31, 2022
<u>I. INCOME</u>			
Donations	[07]	37,548,430	84,349,825
Interest Income		725,863	332,654
		38,274,293	84,682,479
<u>II. EXPENDITURE</u>			
Expenditure on objects of the company			
Programme Expenses	[08]	38,588,916	78,822,195
Administrative Expenses	[09]	1,254,641	1,395,357
Depreciation	[02]	1,096,945	633,707
		40,940,502	80,851,259
III. EXCESS OF INCOME OVER EXPENDITURE	[I - II]	(2,666,209)	3,831,220
IV. EXCESS OF INCOME OVER EXPENDITURE TRANSFERRED TO GENERAL FUND		(2,666,209)	3,831,220

Notes to Accounts form an Integral part of the Statement of Income & Expenditure

As per our report of even date

For S.Sahoo & Co.
Chartered Accountants

CA. (Dr.) Subhajit Sahoo, FCA , LLB

Partner
Membership Number : 057426
ICAI Firm Registration No : 322952E

For and behalf of Medecins Sans Frontieres India



Chanjiv Singh
Director

Dr. Chanjiv Singh

Director
DIN: 06384791



Sunita Abraham
Director

Dr. Sunita Baskar Abraham

Director
DIN: 08222868



Divya Sood
Chief Functionary
Divya Sood
Chief functionary

Place: New Delhi
Date: 18-12-2023

MEDECINS SANS FRONTIERES INDIA

RECEIPTS & PAYMENT ACCOUNT FOR THE YEAR ENDED 31/03/2023			
FOREIGN PROJECTS			
	Amount	As at March 31, 2023	As at March 31, 2022
<u>RECEIPTS</u>			
Cash & Bank Balance B/f			
Cash in Hand	-		
Cash at Bank	3,251,205		
Project Advances and Deposit	566,366	3,817,571	-
	<hr/>		
Donations received during the year		54,198,256	84,349,825
Interest Income		725,863	332,654
		<hr/>	<hr/>
TOTAL Rs.		58,741,690	84,682,479
<u>PAYMENTS</u>			
<u>Expenditure on objects of the company</u>			
Programme Expenses	38,588,916		78,822,195
Administrative Expenses	1,253,919		1,395,357
Fixed Assets purchased during the year	972,694		3,105,420
Current Liabilities paid during the year (Net)	1,423,081	42,238,610	(2,458,063)
	<hr/>		
Cash & Bank Balance c/d			
Cash in Hand			
Cash at Bank	15,330,048		3,251,205
Project Advances & Deposits	1,173,032	16,503,079	566,366
	<hr/>		
TOTAL Rs.		58,741,690	84,682,479
		<hr/>	<hr/>

Notes to Accounts form an Integral part of the Receipt and Payment Account

As per our report of even date

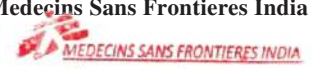
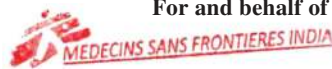
For S.Sahoo & Co.
Chartered Accountants

CA. (Dr.) Subhajit Sahoo, FCA , LLB

Partner
Membership Number : 057426
ICAI Firm Registration No : 322952E

Place: New Delhi
Date: 18-12-2023

For and behalf of Medecins Sans Frontieres India



Chanjiv Singh
Director
Dr. Chanjiv Singh

Sunita Abraham
Director
Dr. Sunita Baskar Abraham

Director
DIN: 06384791


Director
DIN: 08222868





Divya Sood
Chief Functionary
Divya Sood
Chief functionary

MEDECINS SANS FRONTIERES INDIA

Schedule: 02 FIXED ASSETS [FOREIGN PROJECTS]										
Particulars	Gross Block				Depreciation				Net Block	
	As on 31st March 2022	Additions	Deductions	As on 31st March 2023	As on 31st March 2022	For the Year	Deductions	As on 31st March 2023	As on 31st March 2022	As on 31st March 2023
Property, Plant and Equipment										
Computer Equipment	218,300	933,176	-	1,151,476	105,769	330,414	-	436,183	112,531	715,293
Office Equipment	268,100	-	-	268,100	79,082	85,194	-	164,276	189,018	103,824
Furniture and Fixtures	-	17,934	-	17,934	-	1,526	-	1,526	-	16,408
Plant and Equipments	2,619,020	21,584	-	2,640,604	448,856	679,811	-	1,128,667	2,170,164	1,511,937
Total	3,105,420	972,694	-	4,078,114	633,707	1,096,945	-	1,730,652	2,471,713	2,347,462
Previous Year	-	-	-	-	-	-	-	-	-	-



 MEDECINS SANS FRONTIERES INDIA

 Director



 MEDECINS SANS FRONTIERES INDIA

 Director



 MEDECINS SANS FRONTIERES INDIA

 Chief Functionary

MEDECINS SANS FRONTIERES INDIA

FOREIGN PROJECTS

Schedules forming part of Balance Sheet		
	As at March 31, 2023	As at March 31, 2022
<u>SCHEDULE [01] : GENERAL FUND</u>		
Opening Balance	3,831,220	-
Add: Excess of Income Over Expenditure	(2,666,209)	3,831,220
Transferred from Income & Expenditure Account		
TOTAL Rs.	1,165,011	3,831,220
<u>SCHEDULE [03] : LOANS AND ADVANCES</u>		
Advance to Parties	218,496	286,195
Other Advances	234,536	160,171
TOTAL Rs.	453,032	446,366
<u>SCHEDULE [04] : OTHER CURRENT ASSETS</u>		
Deposits	720,000	120,000
TOTAL Rs.	720,000	120,000
<u>SCHEDULE [05] : CASH & BANK BALANCE</u>		
Cash in hand	-	-
Balances with banks	15,330,048	3,251,205
TOTAL Rs.	15,330,048	3,251,205
<u>SCHEDULE [06] : CURRENT LIABILITIES</u>		
Duties and Taxes	744,777	389,219
Sundry Creditors	91,060	445,722
Income received in advance	16,649,826	
Other Payables	199,867	1,623,122
TOTAL Rs.	17,685,530	2,458,063
<u>SCHEDULE [07] : DONATION</u>		
Donation	37,548,430	84,349,825
TOTAL Rs.	37,548,430	84,349,825
<u>SCHEDULE [08] : PROGRAMME EXPENSES</u>		
Medical Supplies, Equipments Etc.	4,990,857	3,975,913
Other Programme Cost	3,070,168	9,473,386
Professional Fees	27,234,613	42,426,114
Staff Salaries, Honorarium and Related Cost	2,590,183	955,412
Travel	703,095	21,991,370
TOTAL	38,588,916	78,822,195
<u>SCHEDULE [09] : ADMINSTRATIVE EXPENSES</u>		
Bank Charges & Other Costs	47,731	107,633
Freight	114,313	-
Communication Cost	4,414	51,684
Maintenance Cost	249,787	233,150
Auditor Fees	218,374	-
Postage and Courier	-	1,190
Bad Debt	722	-
Rent	619,300	1,001,700
TOTAL	1,254,641	1,395,357



Chaitanya
Director



Smriti Anand
Director



Dinesh
Chief Functionary